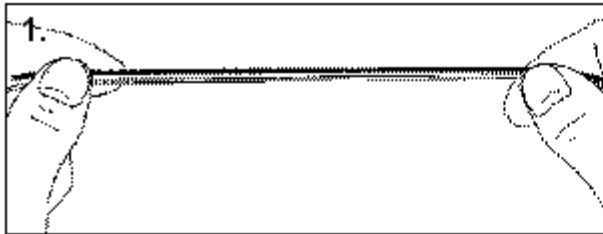



## The Surgeon's Knot


*Use to connect two pieces of monofilament*



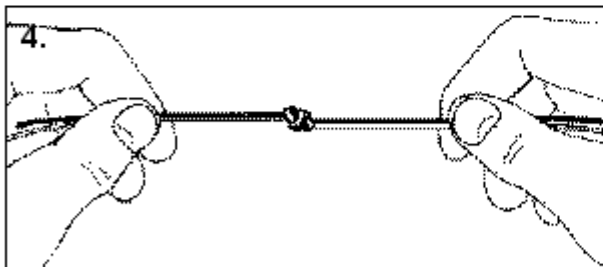
Clip off section of tippet material and lay next to end of your leader with two strands overlapping by 4" to 6".



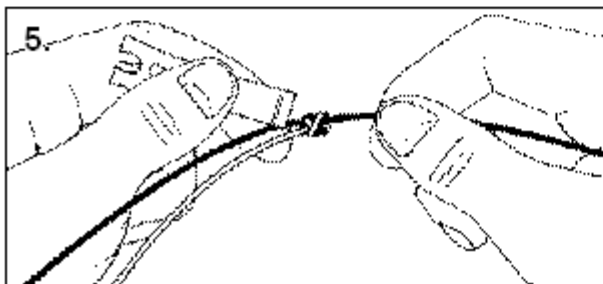
Tie an overhand knot in this doubled section by forming a loop and bringing end of leader and entire end of tippet through the loop together. Keep loop open.



Double the overhand knot in this doubled section by bringing the same double strand through the loop once more.



Lubricate and tighten by holding all four ends and pulling steadily.



Trim Tag end close to the knot